

# SEBASTIAN THIRST

LD & vidéo Operator : Romain Dronne - romaindronne@me.com - +33 681 939 120



We bring one Chamsys MQ60, please provide a table / flight case minimum size : 1,40m x 0,80m (Height 70 to 80cm).

Please provide a LED screen. Minimum screen size 8x4.5m. RATIO : 16/9. Positioned upstage behind the artist, and touching the floor. To be provided locally..

WPlease provide HDMI connection on stage. Our HDMI signal located stage right or stage left, in the same rack as audio computer. Our video software is Resolume 6 and image size is HD1920x1080

We also need an ethernet CAT 5 connection between video computer and FOH.


## LEGEND

Symbole	Nom	Compte	Mode
	GLP - JDC1	19	68
	Whalberg lift column	3	

Please provide following fixtures list as a minimum :

- 12 SPOT Martin Mac Viper / Robe BMFL / Ayrton Ghibli etc... 6 on truss and 6 on floor
- 12 WASH Clay Paky K10 or K20 / Martin Quantum Wash / Robe Spider... 6 on truss and 6 on floor
- 12 BEAM Clay Paky Sharpy / ROBE Pointe - Megapointe... 6 on truss and 6 on floor
- 6 STROB Led ATOMIC 3000 LED / Stormy Clay paky on truss
- Some molefays / blinders suited to stage size
- 1 ou 2 Hazer MDG Max 3000

UK Version 3  
11/29/2019




Please provide the following floor kit to the sole use of Sebastian :

- 19 Strobes GLP JDC1 + 1 spare
- 3 DMX Whalberg lift column strapped on 40cm high cases inc wheels
- 1 Artnet node or 3 dmx universes to control the JDC1 + Lifts

Please provide 63A 3-ph power board (One JDC1 is 1200w so 12x 16amp needed to power everything up). 32amp 3-ph is insufficient.

Please have all JDC in the right mode, 68 channels + DMX adresses setup before load-in. We need ONE HOUR on stage wings for setup before our soundcheck.





# SEBASTIAN THIRST

LEGEND			
Symbole	Nom	Compte	M
	GLP - JDC1	19	68
	Whalberg lift column	3	

DIMENSIONS



Floor plan

Top view



# SEBASTIAN THIRST

## LEGEND

Symbol	Nom	Compte	M
	GLP - JDC1	19	68
	Whalberg lift column	3	

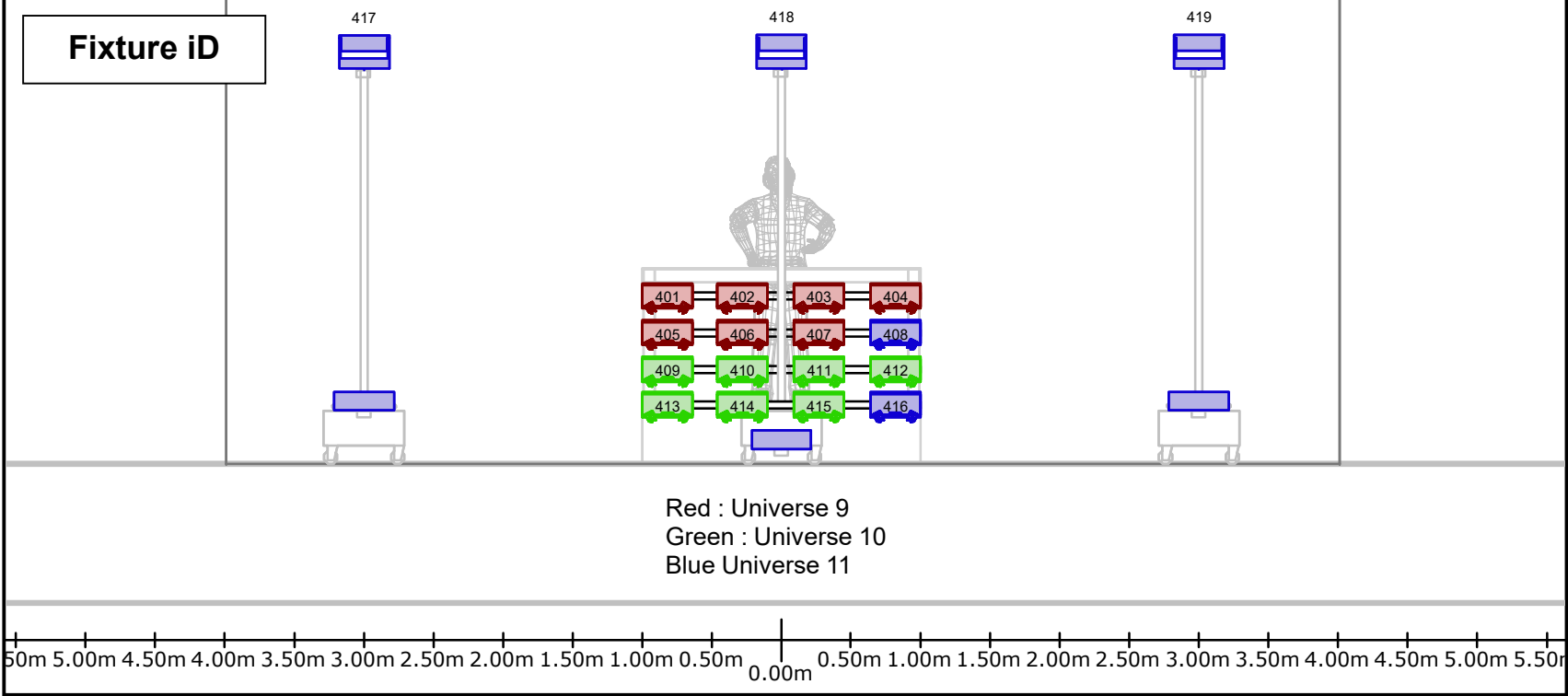
Riser info

Floor plan

Front view

ROLLING RISER : 2x2m (Height 0.40m inc wheels) SKIRT  
DJ RISER : 2x1m (height must be 1m !!!) NO SKIRT  
Lift columns : (x3) on cases 40cm high inc wheels





SEBASTIAN  
THIRST

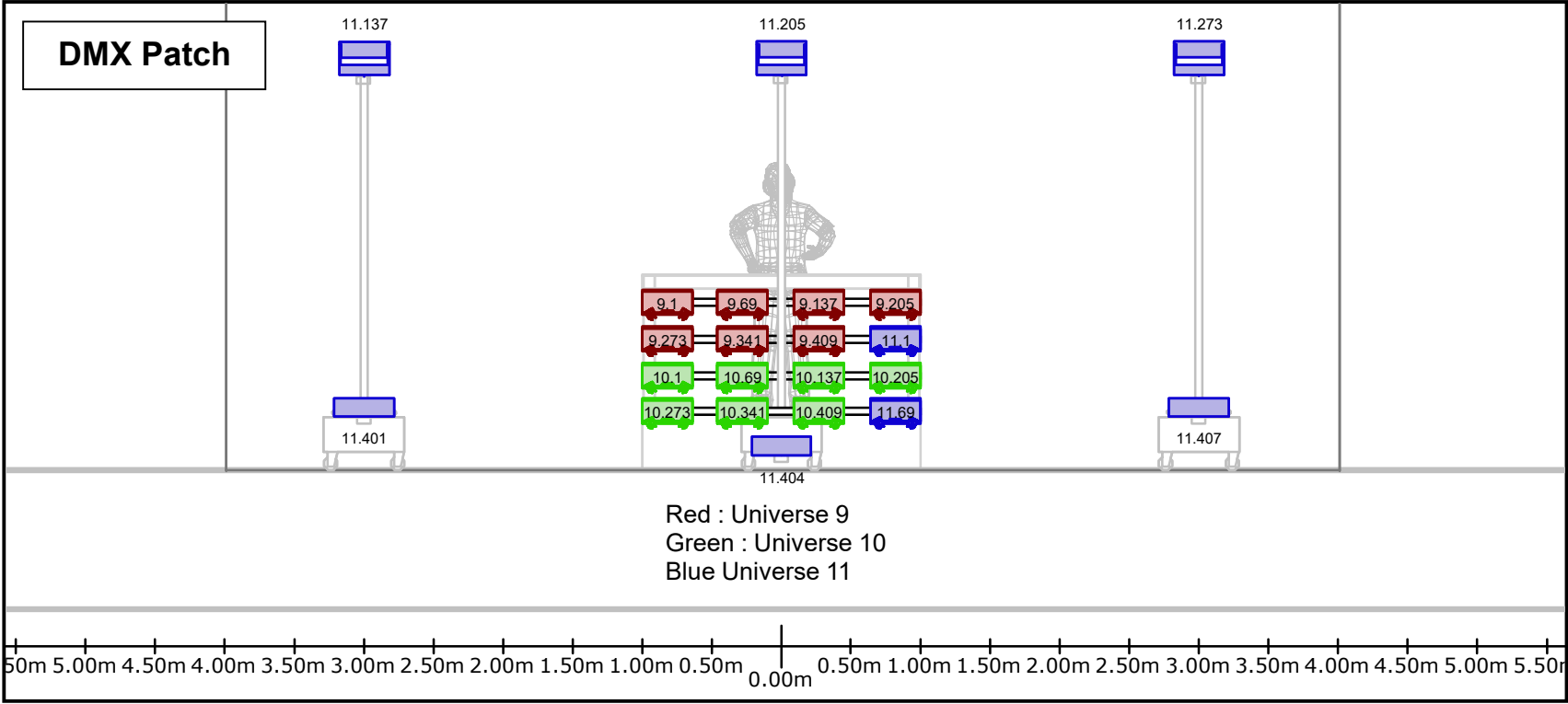
LEGEND

Symbole	Nom	Compte	M
	GLP - JDC1	19	68
	Whalberg lift column	3	

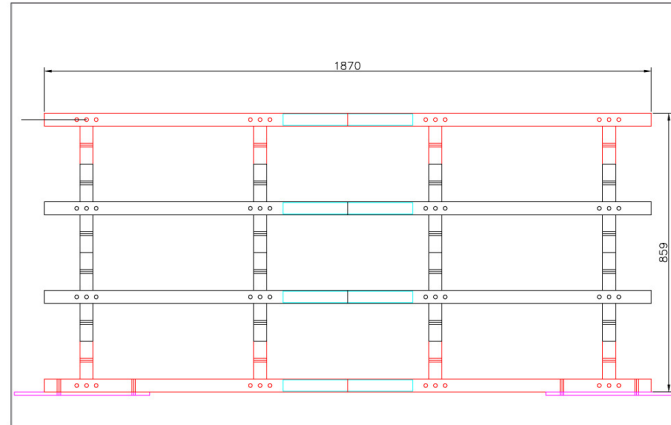
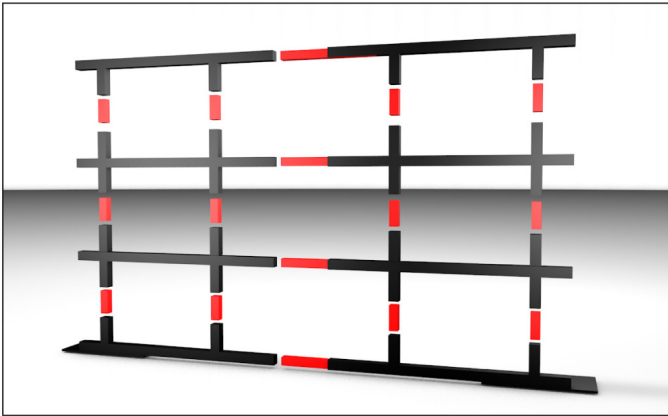
Fixture iD & DMX

Floor plan

Front view



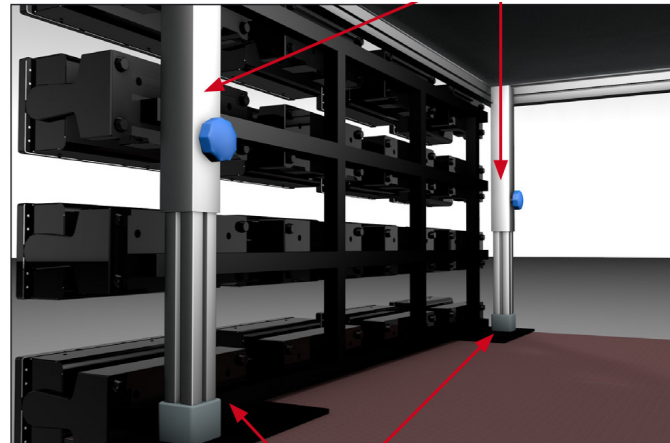

## MATRIX WE PROVIDE ATTACHED TO DJ RISER



SEBASTIAN  
THIRST

MATRIX

## MATRIX PLACED UNDER RISER FRONT LEGS. WE PROVIDE STRAPS



## PLEASE REMOVE JDC1 CLAMPS. WE WILL USE SCREWS

